

## Canvas Parent Mobile App Login Instructions

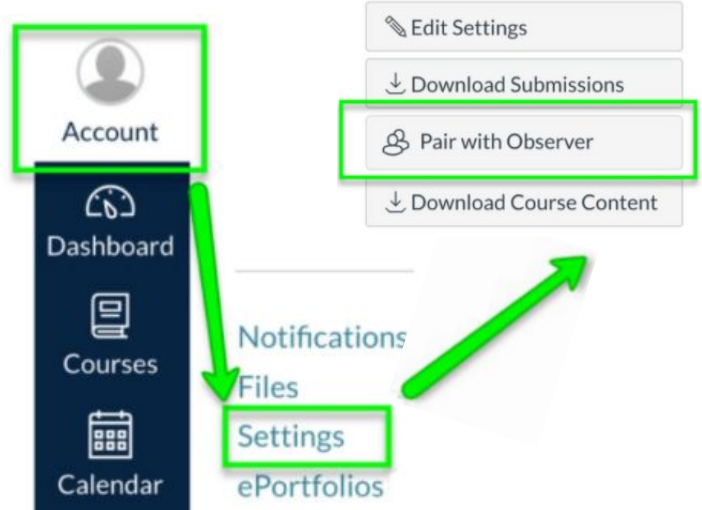
Before you set up the parent app, you will need a pairing code.

### **The Student should:**

Open their account settings.


In Global Navigation, click the **Account** link [1], then click the **Settings** link [2]. Copy the code displayed after selecting **Pair with Observer**.

Parents can also request a code from the teacher or from the ISD Helpme Desk



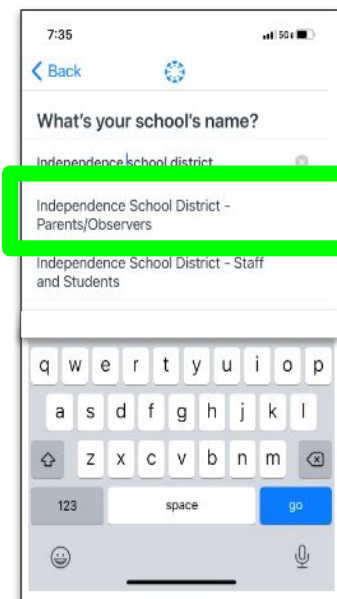
Download the **Canvas Parent** App  
Open the app & click find my school

(\*Parents can also connect their account using a QR code found on the student's account.)




Find your school district by entering **“Independence School District Parents/Observers.”**

\* Be sure to search for the **“Independence School District”** and not your specific school



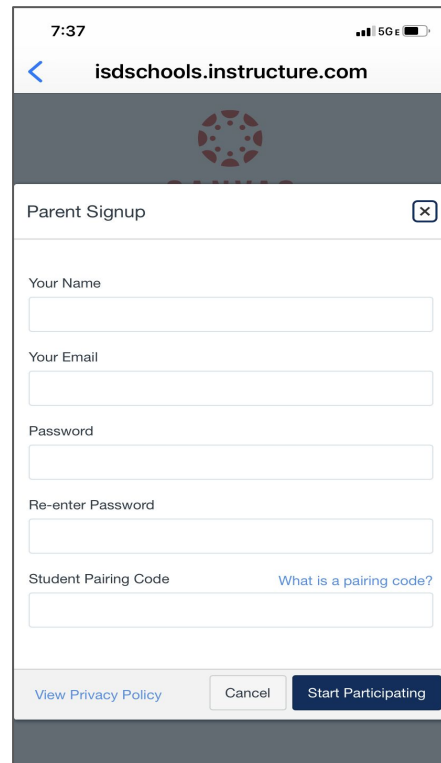
## Canvas Parent Mobile App Login Instructions (page 2)

Log in with Canvas credentials if you already have an account or click to "Create an Account".



Fill out the account information and add a pairing code to connect your parent account to a child. Select Start Participating when complete.

- One pairing code per child.
- Pairing codes are valid for 7 days



Options to add additional children are available once you log into the app.

